

# Sanlam Individual Life: 2019 claim stats

2019

**R4.4bn**  
value of claims paid

## Life cover

Most death and funeral claims in 2019 paid for **ages 55+**

Motor vehicle accidents **37%**

of all death claims on Matrix

**2/3** of all death claims admitted were for men

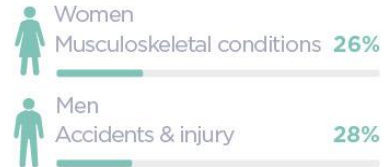
More than 99% of all death claims in 2019 received, were paid.

## Disability cover



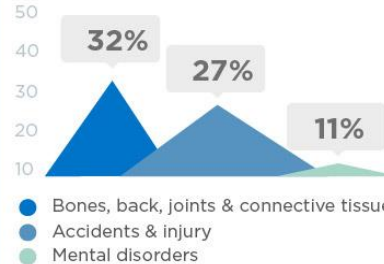
**heart disease, accidents, injury and musculoskeletal conditions.**

Most claims paid were for:

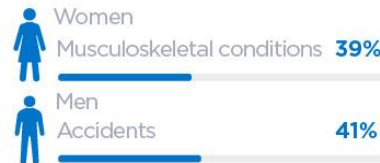


## Income Protector

Most claims were admitted in respect of:



Most of the income protection claims were admitted for:



## Sickness

Most sickness claims were paid in respect of clients between **26 and 45 years old**



**accidents & injury**

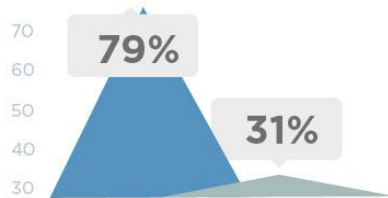


**complications of pregnancy, childbirth and the puerperium**

Sickness claims were for:

Accidents & injury **15%**

## Severe Illness cover



**79%** of most of the severe illness claims for women were paid for cancer

**31%** of most of the severe illness claims for men were paid for cancer

Of which were for:

Breast cancer **33%**

Prostate cancer **19%**

**Total claims paid over the past 3 years**

